

Praxis BB Compatibility Guide

PRAXIS

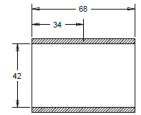


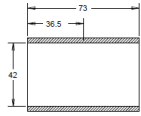



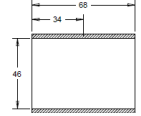


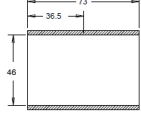



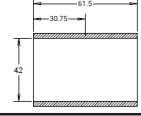


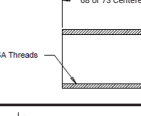






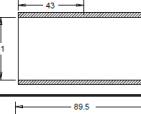


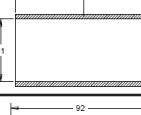


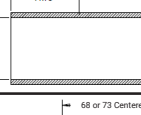


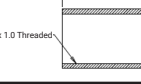




Apr 2018
Rev C

BB/Frame Standard			PRAXIS M30		PRAXIS M30 THRU		PRAXIS M24/ SRAM GXP™	
			Praxis Road	Praxis MTN	Praxis Road	Praxis MTN	Praxis Road	Praxis MTN
BB30	68mm Road		 M30 68mm PF30/BB30 (68-4001R)				 M24 68mm PF30/BB30 (68-3201R)	
	73mm MTN			 M30 73mm PF30/BB30 (73-4001R)		 M30 THRU 73mm PF30/BB30 (73-4101R)		 M24 73mm PF30/BB30 (73-3201R)
PF30	68mm Road		 M30 68mm PF30/BB30 (68-4001R)				 M24 68mm PF30/BB30 (68-3201R)	
	73mm MTN			 M30 73mm PF30/BB30 (73-4001R)		 M30 THRU 73mm PF30/BB30 (73-4101R)		 M24 73mm PF30/BB30 (73-3201R)
Older OSBB	Specialized Road 2014 and older		 M30 68mm PF30/BB30 (68-4001R) + TP-3002				 M24 68mm PF30/BB30 (68-3201R) + TP-3002	
BSA			 M30 68/73mm BSA (68-0201B)	 M30 68/73mm BSA (68-0201B)	 M30 THRU 68/73mm BSA (68-4201)	 M30 THRU 68/73mm BSA (68-4201)	 M24 68/73mm BSA (68-0301)	 M24 68/73mm BSA (68-0301)
BB86 (Road)			 M30 BB86/90/92 (86-4001B)		 M30 THRU BB86/90/92 (86-4201)		 M24 BB86/90/92 (86-0301)	
BB90 (MTN)				 M30 BB86/90/92 (86-4001B)		 M30 THRU BB86/90/92 (86-4201)		 M24 BB86/90/92 (86-0301)
BB92 (MTN)				 M30 BB86/90/92 (86-4001B)		 M30 THRU BB86/90/92 (86-4201)		 M24 BB86/90/92 (86-0301)
386 EVO			 M30 386EVO (86-6001)					
T47 (External Bearing)			 M30 68/73mm T47 (47-0000)	 M30 68/73mm T47 (47-0000)				
BBRight			 M30 BBRight (79-4001R)					

PRAXIS M24/SRAM GXP™ Spindle		24mm RH
	Drive Side (RH) Spindle Diameter	
Non-Drive Side (LH) Spindle Diameter		
PRAXIS M30 THRU Spindle		30mm RH
	Drive Side (RH) Spindle Diameter	
Non-Drive Side (LH) Spindle Diameter		
PRAXIS M30 Spindle		30mm LH
	Drive Side (RH) Spindle Diameter	
Non-Drive Side (LH) Spindle Diameter		
PRAXIS M30 Spindle		30mm RH
	Drive Side (RH) Spindle Diameter	
Non-Drive Side (LH) Spindle Diameter		
PRAXIS M30 Spindle		28mm LH
	Drive Side (RH) Spindle Diameter	
Non-Drive Side (LH) Spindle Diameter		

BB Images are for reference only. Please see the BB instructions included with your BB for your specific setup.

BB/Frame Standard			SRAM GXP™ CRANKS		RACE FACE / EASTON / ROTOR CRANKS		SHIMANO CRANKS	
			Road	MTN	Road	MTN	Road	MTN
BB30	68mm Road 	 M24 68mm PF30/BB30 (68-3201R)				 Shimano 68mm PF30/BB30 (68-3001R)		
	73mm MTN 		 M24 73mm PF30/BB30 (73-3201R)		 M30 THRU 73mm PF30/BB30 (73-4101R)		 Shimano 73mm PF30/BB30 (73-3001R)	
PF30	68mm Road 	 M24 68mm PF30/BB30 (68-3201R)				 Shimano 68mm PF30/BB30 (68-3001R)		
	73mm MTN 		 M24 73mm PF30/BB30 (73-3201R)		 M30 THRU 73mm PF30/BB30 (73-4101R)		 Shimano 73mm PF30/BB30 (73-3001R)	
Older OSBB <i>Specialized Road 2014 and older</i>		 M24 68mm PF30/BB30 (68-3201R) + TP-3002				 Shimano 68mm PF30/BB30 (68-3002R)		
BSA	 BSA Threads	 M24 68/73mm BSA (68-0301)	 M24 68/73mm BSA (68-0301)	 M30 THRU 68/73mm BSA (68-4201)	 M30 THRU 68/73mm BSA (68-4201)	 Shimano Road 68mm BSA (68-0001)	 Shimano MTN 68/73mm BSA (73-0002)	
BB86 (Road)		 M24 BB86/90/92 (86-0301)		 M30 THRU BB86/90/92 (86-4201)				
BB90 (MTN)			 M24 BB86/90/92 (86-0301)		 M30 THRU BB86/90/92 (86-4201)			
BB92 (MTN)			 M24 BB86/90/92 (86-0301)		 M30 THRU BB86/90/92 (86-4201)			
T47 (External Bearing)	 M47 x 1.0 Threaded					 Shimano 68/73mm T47 (47-3001)	 Shimano 68/73mm T47 (47-3001)	

DMR Cranks
DMR Cranks use a proprietary version of the M30 BB that is available through DMR

OVAL Concepts
OVAL Concepts cranks use the Praxis M24 or M30 BB system

BOX
BOX uses Praxis M30 and BOX M35 BBs. Please contact BOX directly for a replacement M35 BB.

INFOCRANK
Infocrank Cranks from Verve utilize the Praxis M30 BB system

Campagnolo
Campagnolo "Ultra Torque" cranks use the the Praxis ULT-BB30/ PF30 BB

BB Images are for reference only. Please see the BB instructions included with your BB for your specific setup.